

ITMS MONTHLY INSIGHTS: JULY 2019 |

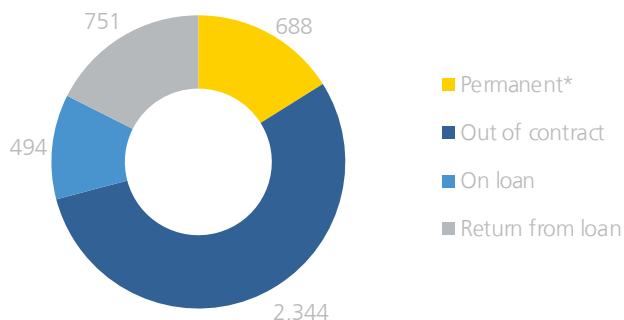
4,277

international transfers

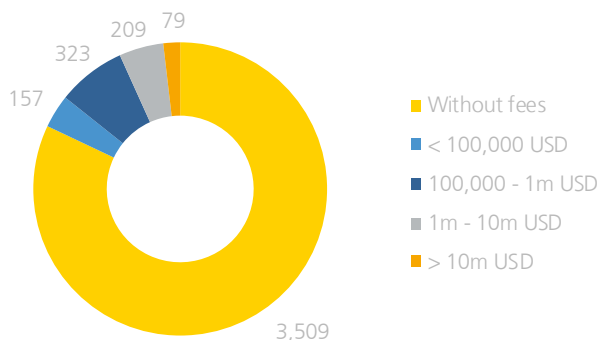
3,282.4

USD million spent on transfer fees

Transfers by type



Frequency of transfer fees



*An international permanent transfer with a transfer agreement between the two clubs

Top associations by volume of transfers

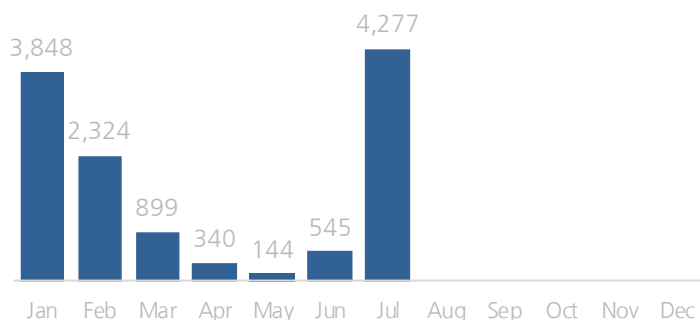
Incoming	Transfers	Outgoing	Transfers
England	263	Spain	245
Germany	214	England	235
Brazil	208	Portugal	206
Portugal	148	France	179
Belgium	132	Brazil	178
Others	3,312	Others	3,234
Total	4,277	Total	4,277

Top associations by value of transfers

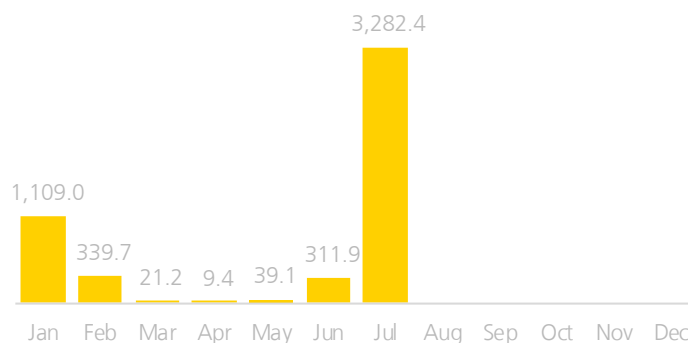
Incoming	USD million	Outgoing	USD million
Spain	969.4	France	478.2
England	576.3	Spain	473.3
Germany	366.7	England	450.8
Italy	352.3	Portugal	330.5
France	236.1	Netherlands	264.0
Others	781.6	Others	1,285.5
Total	3,282.4	Total	3,282.4

Only associations with minimum two transfers with fees are shown

Number of international transfers



Spending on transfer fees (in USD million)



Year-to-date:

+10.1% vs. same period in 2018

12,377

international transfers

Year-to-date:

-0.7% vs. same period in 2018

5,112.8

USD million spent on transfer fees

I DISCLAIMER I

General disclaimer

The information contained in this report is based on individual transaction data provided directly by football clubs in ITMS. FIFA assumes no responsibility for the accuracy, completeness and reliability of the information provided by the clubs.

All information contained herein is exclusively owned by FIFA except as otherwise provided herein. The reproduction of any such images, trademarks, text or any and all content (even partially) is strictly prohibited unless express prior approval is obtained from FIFA and/or the author of such works (as the case may be). Any views expressed in this report do not necessarily reflect those of FIFA.

Due to the nature of the ITMS database, the presence of pending transfers, the potential cancellation of transfers, and data correction, numbers may differ from one report to another. In the event of any contradiction between the content of this report and other publications by FIFA, the most recent shall always prevail.

With regards to technical references possibly included in the present report, please be advised that in the event of any contradiction between the contents of this report and the actual text of the relevant regulations, the latter shall always prevail. Equally, the contents of this report may not alter existing jurisprudence of the competent decision-making bodies and is without prejudice to any decision which the said bodies might be called upon to pass in the future.

Source of data

The source of all data and information (unless explicitly indicated differently) is:

FIFA

TMS Global Transfers and Compliance

Aurorastrasse 100, 8032 Zurich, Switzerland

Data protection

The data contained in ITMS and in this report are covered by Swiss data protection law. Those associations and clubs whose

names appear in this report have expressly authorised FIFA to disclose information concerning their transfers for reporting purposes.

Methodological approach

Data and analyses provided only concern international transfers of professional male football players within the scope of 11-a-side football.

Transfers are allocated to a certain date according to the date when they reach the status of "ITC request" in ITMS, irrespective of the date of their first entry.

Transfer data has been analysed for transfers completed between 1 January 2011 and 31 July 2019. All data has been extracted from ITMS on 5 August 2019.

All information on transfer fees and intermediary commissions is automatically converted into US dollars on the basis of conversion rates as of the day of the transfer's first registration in ITMS.

Numbers in the report are rounded.