

# ITMS MONTHLY INSIGHTS: JANUARY 2019

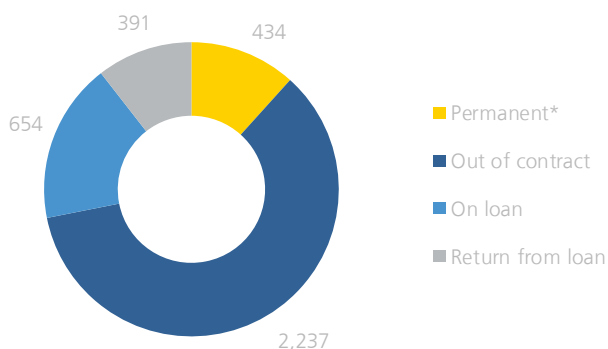
## 3,716

international transfers

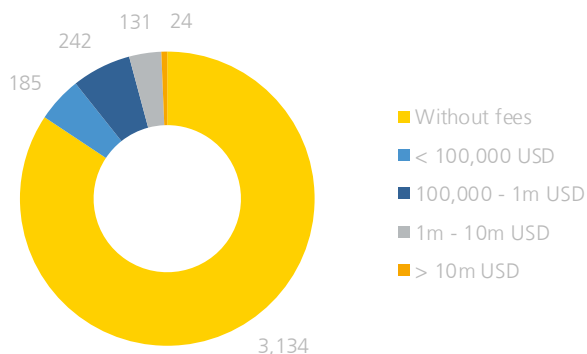
## 1,086.9

USD million spent on transfer fees

Transfers by type



Frequency of transfer fees



\*An international permanent transfer with a transfer agreement between the two clubs

Top associations by volume of transfers

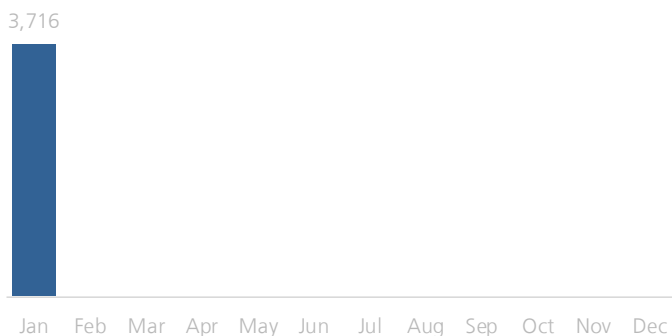
Incoming	Transfers	Outgoing	Transfers
Brazil	289	England	198
Spain	159	Brazil	195
England	155	Spain	137
Mexico	132	Argentina	123
Argentina	117	Portugal	118
Others	2,864	Others	2,945
<b>Total</b>	<b>3,716</b>	<b>Total</b>	<b>3,716</b>

Top associations by value of transfers

Incoming	Transfers	Outgoing	Transfers
England	178.2	England	128.7
Italy	144.6	Brazil	106.3
Germany	112.5	Germany	91.3
Spain	112.0	Portugal	71.1
France	95.4	Russia	59.5
Others	444.1	Others	630.0
<b>Total</b>	<b>1,086.9</b>	<b>Total</b>	<b>1,086.9</b>

Only associations with minimum two transfers with fees are shown

Number of international transfers



Spending on transfer fees (in USD million)



Year-to-date:

+9.2% vs. same period in 2018

## 3,716

international transfers

Year-to-date:

-19.4% vs. same period in 2018

## 1,086.9

USD million spent on transfer fees

# I DISCLAIMER I

## General disclaimer

The information contained in this report is based on individual transaction data provided directly by football clubs in ITMS. FIFA assumes no responsibility for the accuracy, completeness and reliability of the information provided by the clubs.

All information contained herein is exclusively owned by FIFA except as otherwise provided herein. The reproduction of any such images, trademarks, text or any and all content (even partially) is strictly prohibited unless express prior approval is obtained from FIFA and/or the author of such works (as the case may be). Any views expressed in this report do not necessarily reflect those of FIFA.

Due to the nature of the ITMS database, the presence of pending transfers, the potential cancellation of transfers, and data correction, numbers may differ from one report to another. In the event of any contradiction between the content of this report and other publications by FIFA, the most recent shall always prevail.

With regards to technical references possibly included in the present report, please be advised that in the event of any contradiction between the contents of this report and the actual text of the relevant regulations, the latter shall always prevail. Equally, the contents of this report may not alter existing jurisprudence of the competent decision-making bodies and is without prejudice to any decision which the said bodies might be called upon to pass in the future.

## Source of data

The source of all data and information (unless explicitly indicated differently) is:

FIFA

TMS Global Transfers and Compliance

Zollikerstrasse 226, 8008 Zurich, Switzerland

## Data protection

The data contained in ITMS and in this report are covered by Swiss data protection law. Those associations and clubs whose

names appear in this report have expressly authorised FIFA to disclose information concerning their transfers for reporting purposes.

## Methodological approach

Data and analyses provided only concern international transfers of professional male football players within the scope of 11-a-side football.

Transfers are allocated to a certain date according to the date when they reach the status of "ITC request" in ITMS, irrespective of the date of their first entry.

Transfer data has been analysed for transfers completed between 1 January 2011 and 31 January 2019. All data has been extracted from ITMS on 11 February 2019.

All information on transfer fees and intermediary commissions is automatically converted into US dollars on the basis of conversion rates as of the day of the transfer's first registration in ITMS.

Numbers in the report are rounded.