

BIG 5

TRANSFER WINDOW ANALYSIS

WINTER 2019

MEN'S FOOTBALL

Data and analysis covering international clubs from England, France, Germany, Italy and Spain



France's total spending amounts to USD 95.4 million, more than double compared to the same period last year. Spending by French clubs was the lowest among the Big 5 but still higher than in any other association. France is also the only one of the Big 5 for which the average age of incoming players (23 years 11 months) was higher than that of outgoing players (23 years 4 months).

The largest spender behind the Big 5 was Mexico: Mexican clubs have spent a total of USD 58.5 million on transfer fees in January, a 75.6% increase from the same period in 2018. They are followed by Saudi Arabia (USD 49.2 million, +125.9%), Turkey (USD 34.2 million, +126.7%), Russia (USD 1.1 million, +110.7%), and Argentina (USD 29.8 million, -32.8%).

Leagues

Analysing spending within each of the Big 5 member associations, it is evident that a significant share of the volume of transfers and most of the spending actually comes from a very limited number of clubs. Not surprisingly, these clubs are those that participate in the competitions of the top leagues: the English Premier League, the French Ligue 1, the German Bundesliga, the Italian Serie A and the Spanish LaLiga.

This January, clubs of these five leagues were responsible for 41.3% of the incoming transfers to the Big 5, with the Serie A (66.3% of Italy's incoming transfers) and the Bundesliga (25.5% of Germany's incoming transfers) being the two extremes. In terms of spending however, clubs from these five leagues combined for a total of USD 605.1 million, corresponding to 94.1% of the Big 5's total.

Fig. 5: Top leagues' shares of their respective association's incoming transfers and spending during the winter registration period 2019

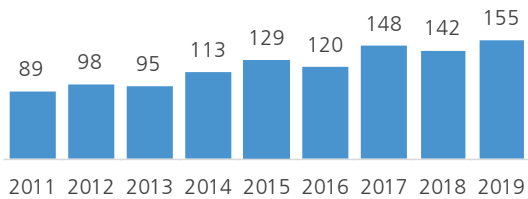
Big 5 leagues	Incoming transfers	Spending
Premier League ¹	41.3%	90.3%
Serie A	66.3%	95.5%
Bundesliga	25.5%	98.1%
LaLiga	35.8%	96.6%
Ligue 1	47.3%	91.6%
Total	41.3%	94.1%

¹Non-English clubs in the Premier League are not included in the calculation, as they are affiliated with other member associations

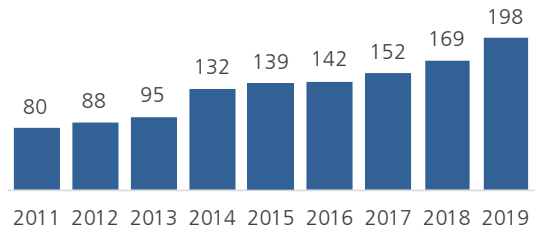


Winter registration periods 2011 - 2019

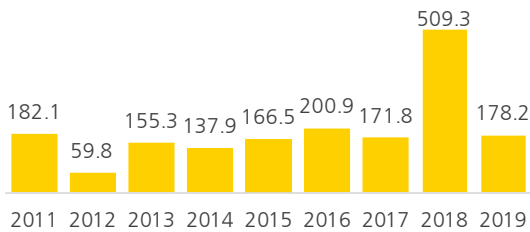
Number of incoming transfers



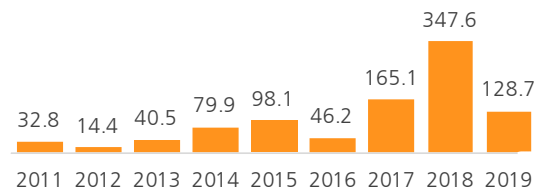
Number of outgoing transfers



Spending on transfer fees (USD million)

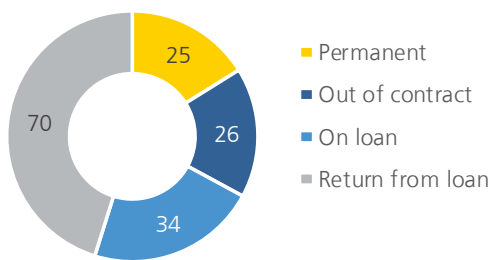


Receipts from transfer fees (USD million)



Winter registration periods 2019

Number of incoming transfers



Player age

	Incoming	Outgoing
< 21 years old	29.0%	28.3%
21-24 years old	43.9%	38.4%
25-28 years old	18.1%	21.7%
≥ 29 years old	9.0%	11.6%
Average player age	22y 10m	23y 4m

Top transfer streams

From	Transfers	To	Transfers
Scotland	36	Scotland	54
Wales	23	Wales	24
Spain	22	Spain	17
France	10	France	10
Ireland	6	Italy	9

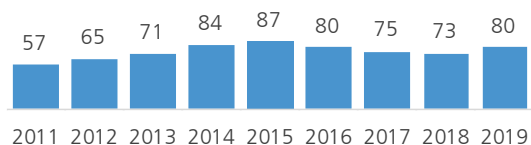
Top nationalities

Incoming	Transfers	Outgoing	Transfers
British	75	British	99
French	9	Irish	12
Spanish	9	Spanish	9
Irish	6	Dutch	9
Swedish	5	Portuguese	6

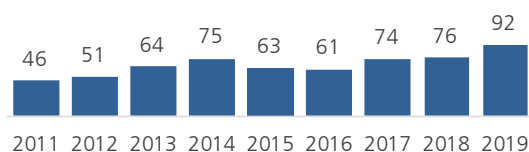
| ITALY | 

Winter registration periods 2011 - 2019

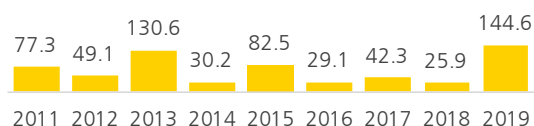
Number of incoming transfers



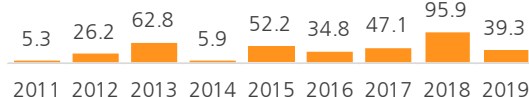
Number of outgoing transfers



Spending on transfer fees (USD million)

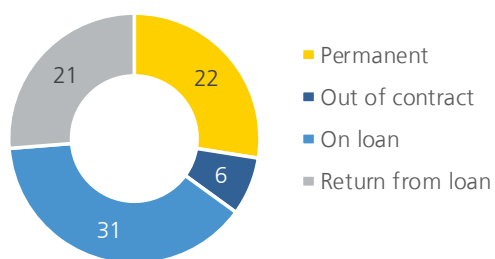


Receipts from transfer fees (USD million)



Winter registration periods 2019

Number of incoming transfers



Player age

	Incoming	Outgoing
< 21 years old	35.0%	17.4%
21-24 years old	33.8%	37.0%
25-28 years old	22.5%	32.6%
≥ 29 years old	8.8%	13.0%
Average player age	22y 10m	24y 1m

Top transfer streams

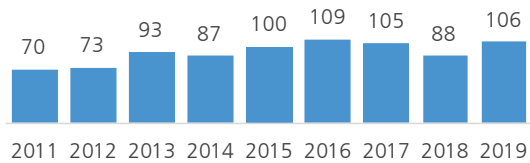
From	Transfers	To	Transfers
Brazil	11	Brazil	10
England	9	Spain	9
Spain	8	Switzerland	9
Portugal	5	Malta	6
France	4	France	5

Top nationalities

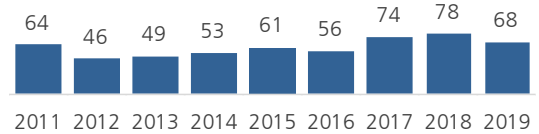
Incoming	Transfers	Outgoing	Transfers
Italian	26	Italian	16
Brazilian	9	Brazilian	12
Greek	3	Argentinian	6
Polish	3	Croatian	6
Portuguese	3	French	5

Winter registration periods 2011 - 2019

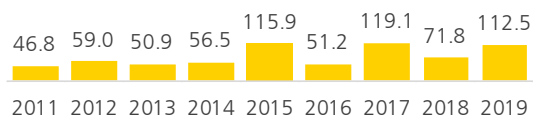
Number of incoming transfers



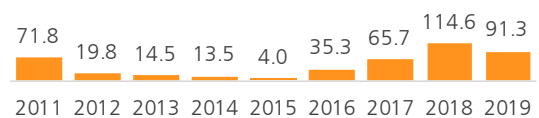
Number of outgoing transfers



Spending on transfer fees (USD million)

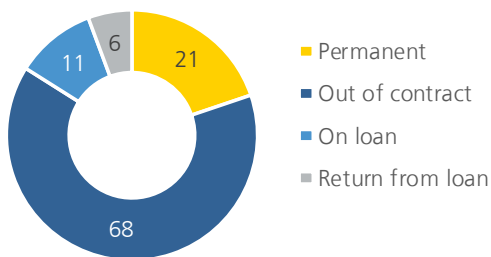


Receipts from transfer fees (USD million)



Winter registration periods 2019

Number of incoming transfers



Player age

	Incoming	Outgoing
< 21 years old	33.0%	22.1%
21-24 years old	34.9%	38.2%
25-28 years old	18.9%	26.5%
≥ 29 years old	13.2%	13.2%
Average player age	23y 1m	23y 10m

Top transfer streams

From	Transfers	To	Transfers
Austria	10	Turkey	16
England	9	Netherlands	8
USA	9	Austria	7
Turkey	7	England	5
Czech Rep.	7	Brazil	4

Top nationalities

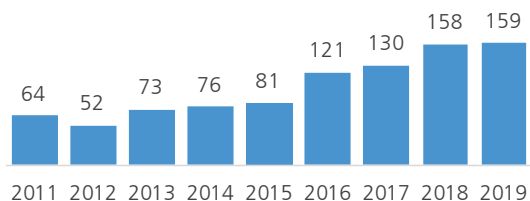
Incoming	Transfers	Outgoing	Transfers
German	22	German	22
Austrian	8	Turkish	10
French	7	Brazilian	5
Czech	7	Austrian	3
Croatian	5	Swedish	3

SPAIN

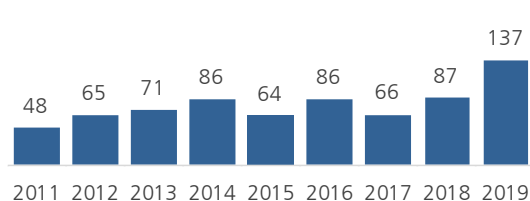


Winter registration periods 2011 - 2019

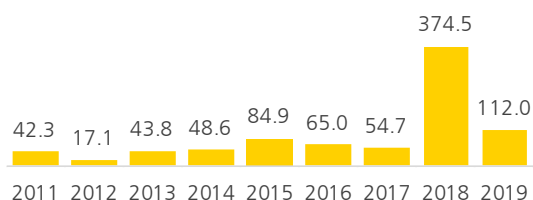
Number of incoming transfers



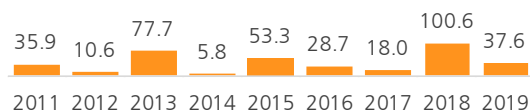
Number of outgoing transfers



Spending on transfer fees (USD million)

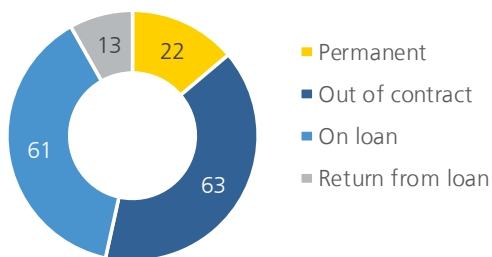


Receipts from transfer fees (USD million)



Winter registration periods 2019

Number of incoming transfers



Player age

	Incoming	Outgoing
< 21 years old	36.5%	24.8%
21-24 years old	32.7%	35.8%
25-28 years old	19.5%	24.8%
≥ 29 years old	11.3%	14.6%
Average player age	22y 9m	23y 9m

Top transfer streams

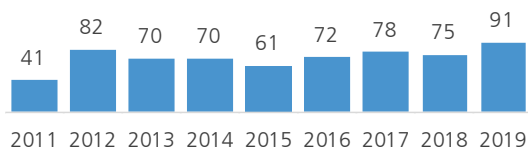
From	Transfers	To	Transfers
England	17	England	22
Brazil	11	Gibraltar	14
Mexico	11	Italy	8
Argentina	10	Cyprus	6
France	10	Brazil	6

Top nationalities

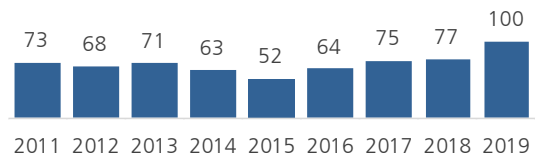
Incoming	Transfers	Outgoing	Transfers
Spanish	37	Spanish	46
Brazilian	13	Argentinian	8
Argentinian	12	Portuguese	8
Mexican	10	Brazilian	7
Ghanaian	7	British	7

Winter registration periods 2011 - 2019

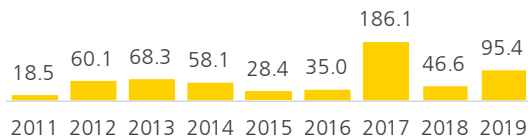
Number of incoming transfers



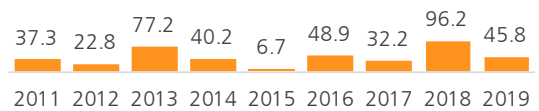
Number of outgoing transfers



Spending on transfer fees (USD million)

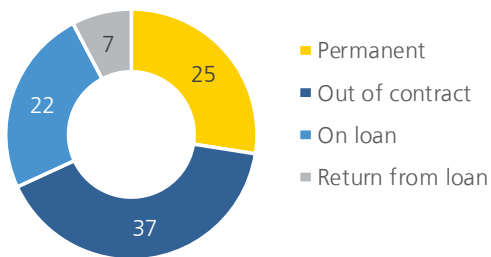


Receipts from transfer fees (USD million)



Winter registration periods 2019

Number of incoming transfers



Player age

	Incoming	Outgoing
< 21 years old	27.5%	31.0%
21-24 years old	31.9%	32.0%
25-28 years old	22.0%	22.0%
≥ 29 years old	18.7%	15.0%
Average player age	23y 11m	23y 4m

Top transfer streams

From	Transfers	To	Transfers
Belgium	10	Belgium	11
England	10	England	10
Cameroon	8	Spain	10
Portugal	6	Greece	9
Italy	5	Germany	6

Top nationalities

Incoming	Transfers	Outgoing	Transfers
French	20	French	45
Cameroonian	9	Brazilian	5
Senegalese	8	Spanish	5
Portuguese	5	Senegalese	4
Brazilian	3	Tunisian	4

I DISCLAIMER I

General disclaimer

The information contained in this report is based on individual transaction data provided directly by football clubs and associations in ITMS. FIFA assumes no responsibility for the accuracy, completeness and reliability of the information provided by the clubs and associations.

With regards to technical references possibly included in the present report, please be advised that in the event of any contradiction between the contents of this report and the actual text of the relevant regulations, the latter shall always prevail. Equally, the contents of this report may not alter existing jurisprudence of the competent decision-making bodies and is without prejudice to any decision which the said bodies might be called upon to pass in the future.

“Spending/receipts by association” refers to spending or receipts on transfer fees by clubs belonging to a specific association.

Due to the nature of the ITMS database, the presence of pending transfers, the potential cancellation of transfers, and data correction, numbers may differ from one report to another. In the event of any contradiction between the content of this report and other publications by FIFA, the most recent shall always prevail.

All information contained herein is exclusively owned by FIFA, except as otherwise provided herein. The reproduction of any such images, trademarks, text or any and all content (even partially) is strictly prohibited unless express prior approval is obtained from FIFA, and/or the author of such works (as the case may be). Any views expressed in this report do not necessarily reflect those of FIFA.

Source of data

The source of all data and information (unless explicitly indicated differently) is:

FIFA TMS Global Transfers and Compliance
Zurich, Switzerland

Methodological approach

Data and analyses provided only concern international transfers of professional male football players within the scope of 11-a-side football.

Transfer data has been analysed for transfers completed between 1 January 2011 and 31 January 2019. All data has been extracted from ITMS on 11 February 2019.

Transfers are allocated to a certain date according to the date when they reach the status of “ITC request” in ITMS, irrespective of the date of their first entry.

All information on transfer fees is automatically converted into US dollars on the basis of conversion rates as of the day of the transfer’s first registration in ITMS.

Tables with rankings (e.g. top 5 associations by number of transfers) may present multiple entries with the same values. In some cases (e.g. two associations ranked 5th), entries may be left out based on sorting in alphabetical order. Numbers in the report are rounded.

Data protection

The data contained in ITMS and in this report are covered by Swiss data protection law. Those associations and clubs whose names appear in this report have expressly authorised FIFA to disclose information concerning their transfers for reporting purposes.

FIFA[®] | TMS